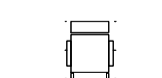



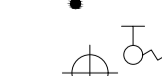
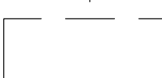

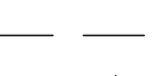


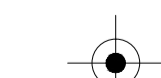

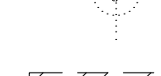
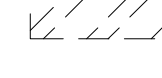




LEGENDA / MAP KEY

-  Krzesło / Chair
52x60cm
-  Stół / Table
160x80
-  Skrzynka podłogowa / Floorbox
-  Skrzynka podłogowa / Floorbox
S - sła 63A / current supply
S1 - sła 125A / current supply
-  Wypust kablowy / Cable outlet
-  Podejście wod-kan /
Water and sewer hook-ups
-  Szacht instalacyjny w posadzce /
Vertical service space in the floor

-  Ściana mobilna / Moving wall
-  Wyjście ewakuacyjne /
Emergency exit
-  Przycisk p.poż. / Fire switch
-  Hydrant wewnętrzny DN 25 /
Indoor hydrant DN 25
-  Uchwyt sufitowy (punkt podwieszenia)
500kg /
Ceiling mount (suspension point)
500kg
-  Uchwyt sufitowy (punkt podwieszenia) -
wyłączony z użytku /
Ceiling mount (suspension point) -
out of service
-  Strefa bez podwieszania /
Area without suspension