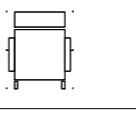






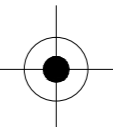

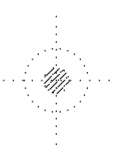

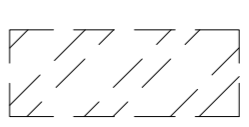



LEGENDA / MAP KEY

- |   |   |   |  |
|---|---|---|--|
|  | Krzesło / Chair<br>52x60cm  |  | Ściana mobilna / Moving wall   |
|  | Stół / Table<br>160x80  |  | Wyjście ewakuacyjne /<br>Emergency exit  |
|  | Skrzynka podłogowa / Floorbox   |  | Przycisk p.poż. / Fire switch  |
|  | Skrzynka podłogowa / Floorbox<br>S - siła 63A / current supply<br>S1 - siła 125A / current supply |  | Hydrant wewnętrzny DN 25 /<br>Indoor hydrant DN 25   |
|  | Wypust kablowy / Cable outlet   |  | Uchwyt sufitowy (punkt podwieszenia)<br>500kg /<br>Ceiling mount (suspension point)<br>500kg                           |
|  | Podjęście wod-kan /<br>Water and sewer hook-ups   |  | Uchwyt sufitowy (punkt podwieszenia) -<br>wyłączony z użytku /<br>Ceiling mount (suspension point) -<br>out of service |
|  | Szacht instalacyjny w posadzce /<br>Vertical service space in the floor                           |   | Strefa bez podwieszania /<br>Area without suspension   |